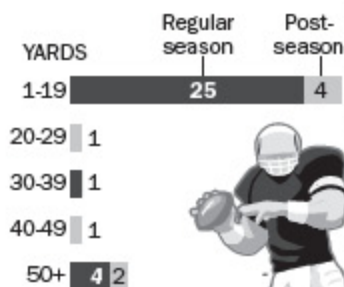


THE NFC CHAMPIONS

Per game averages

	REGULAR SEASON	POST-SEASON
OFFENSE		
Total yds.	365.8	362
Rush	73.6	111
Pass	292.1	251
Points scored	26.7	31.7
3rd down conversion	83/198 41.9%	21/45 46.7%
DEFENSE		
Total yards	331.5	324.3
Rush	110.3	77.3
Pass	221.3	247
Points allowed	28.9	20.7


Touchdown pass distances



Building a winner



Warner's season



The Cardinals are making their first Super Bowl appearance — having never even come close — and are just the second team (1979 Los Angeles Rams) to finish the regular season with a 9-7 record to reach the big game. They've stayed loose because of their underdog status throughout the playoffs — as they will be today.


The Arizona Cardinals

OFFENSE

Arizona's running game has been revived behind veteran Edgerrin James and rookie Tim Hightower. The Cardinals have an edge at WR with the seemingly uncoverable Larry Fitzgerald. Anquan Boldin and Steve Breaston joined Fitz as 1,000-yard receivers this season.



Go-to guys Warner's favorite receivers

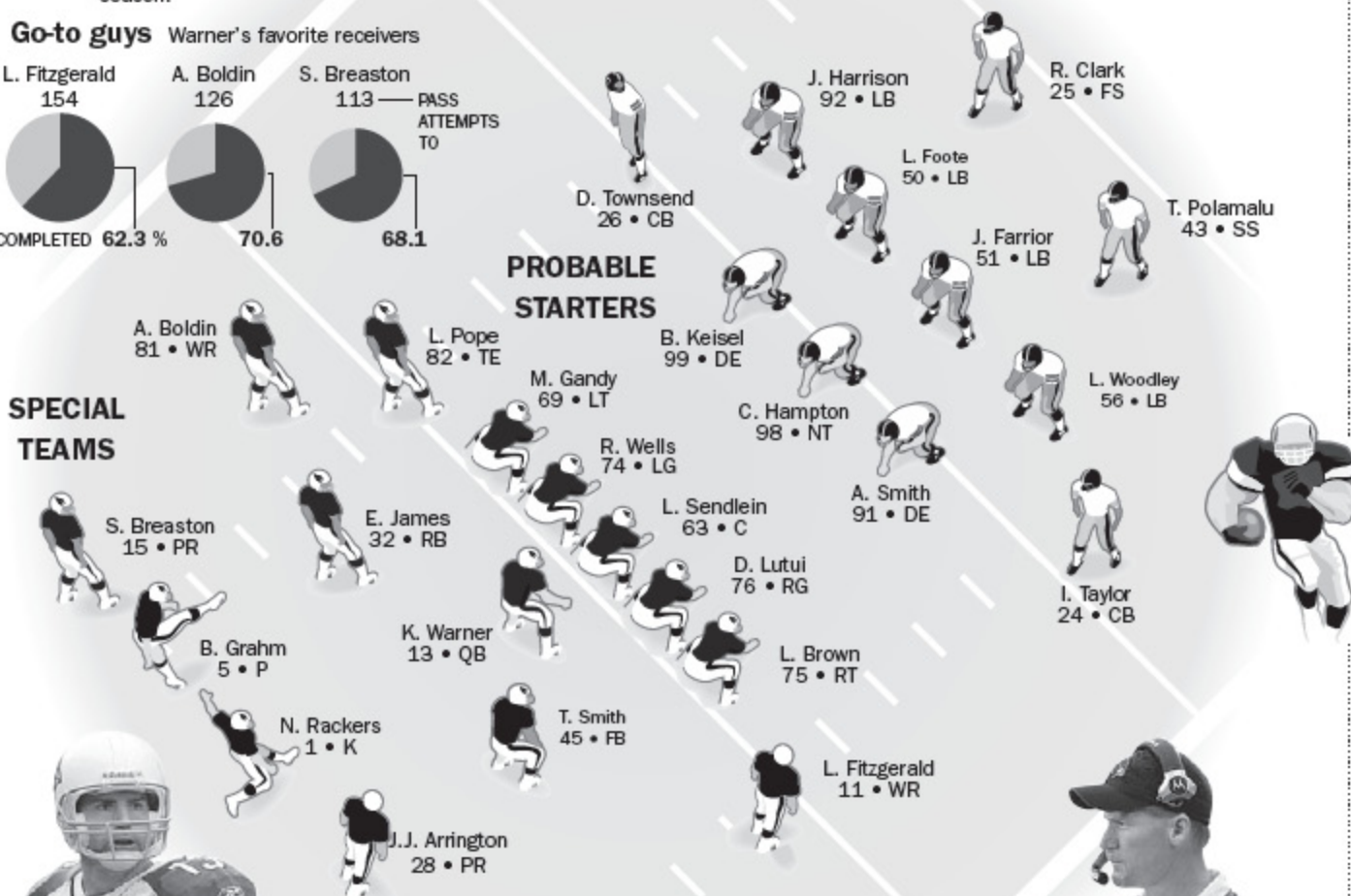


DEFENSE

Even if Fitzgerald is double-teamed, he will make catches, so the CBs will need plenty of support from All-Pro S Troy Polamalu. The best way for "Blitzburgh" to keep the Cardinals from soaring is with a strong pass rush. LB James Harrison was the Defensive Player of the Year.



PROBABLE STARTERS



SPECIAL TEAMS

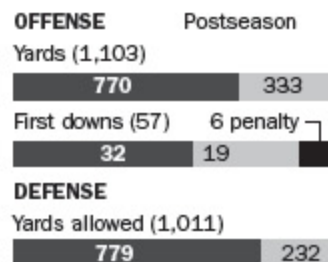
FIELD GENERAL

Kurt Warner
Heads to his third Super Bowl with the two most prolific passing days in the game's history. He had 414 yards in the Rams' 2000 win over the Titans, and 365 in a loss to the Patriots two years later. The Cardinals won't survive if he is not protected. Give him time, he will produce.

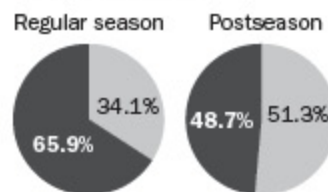
HEAD COACH

Ken Whisenhunt
Was the Steelers' offensive coordinator when they won the 2006 Super Bowl. He was bypassed by management and took the Arizona job. His best work has been erasing a losing culture in the Valley of the Sun. His game-planning, particularly on offense, is strong. And like his counterpart Mike Tomlin, he delegates well.

Yards gained and lost



Play selection



Rushing standouts

Player	ATT.	YARDS	AVG.	TDs
Edgerrin James	133	514	3.9	3
Tim Hightower	143	399	2.8	10

In the red

Production inside the 20-yard line, regular season:

Category	Touchdowns	Field goals	No score
OFFENSE	58.5%	24.6%	16.9%
DEFENSE	63.6	21.8	14.5

Getting a leg up

